

belton®

Naturally spraypainting!

Bring colour
into your life.



free[🐦]

High quality – uniquely environmentally and user friendly

There has never been a spray paint like the new belton free. With its advanced water-based formula it is now possible to achieve the high-quality painting results of a conventional spray pain – without annoying odours, aromas, limitations or ecological concerns.

This makes creativity with the entire family child's play whilst also making a contribution to our environment.



Convincing product benefits



Odourless



45 Min.

Fast drying (dust dry)



← 2 m²

High coverage and yield



Low CO2 footprint



DIN EN 71-3

**In compliance with DIN EN 71-3,
suitable for kid's toys.**

ILF testing report May 17th, 2018



**Good weather- and
UV-light durability**



**Fine atomisation and
very good spray pattern**



Highly resistant



**Can be used on most surfaces
without a primer.**


Galvanised steel, aluminium and non-ferrous metals need to be pre-treated with a belton free primer.



The spray paint of the future

 **Quality seal for environmentally-friendly spray painting**



 **Odourless, because 95% water-based spray paint on PU dispersion basis**

 **Propellant made from recycled raw materials ***



* For each purchased product Kwasny processes a corresponding amount of environmentally friendly propellant

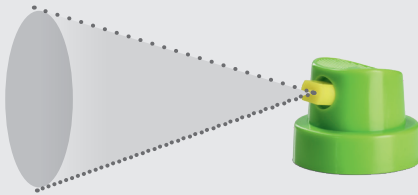


Second spray nozzle

This means that painting large surfaces is even more easy: the wide jet spray head is located in each belton free cap. Just pull off the existing spray head and insert the new one.



Spray pattern of normal spray nozzle




Spray pattern of wide-jet spray nozzle

Transparent cap

Find the right colour at just one glance.


Donut

In addition to the realistic colour presentation, the Donut can do one thing above everything else: it ensures safety. Before spraying for the first time you can be sure that the spray paint can has not yet been used. After you have removed the safety lock, the inner basket of the donut, you can reuse it as a safety catch for children. Just use it again as soon as you have finished your spray project. This prevents unintentional spraying.



With belton free you have the choice

High gloss



Clear lacquer
transparent

400 ml 332 001
9 ml 431 001



RAL 1021
colza yellow

400 ml 332 002
9 ml 431 002



RAL 2004
pure orange

400 ml 332 003
9 ml 431 003



RAL 3000
flame red

400 ml 332 004
9 ml 431 004



RAL 4006
traffic purple

400 ml 332 005
9 ml 431 005



RAL 5010
gentian blue

400 ml 332 006
9 ml 431 006



RAL 5015
sky blue

400 ml 332 007
9 ml 431 007



RAL 6002
leaf green

400 ml 332 008
9 ml 431 008



RAL 6018
yellow green

400 ml 332 009
9 ml 431 009



RAL 7035
light grey

400 ml 332 010
9 ml 431 010



RAL 8017
chocolate brown

400 ml 332 011
9 ml 431 011



RAL 9005
jet black

400 ml 332 012
9 ml 431 012



RAL 9010
pure white

400 ml 332 013
9 ml 431 013

Semi gloss



Clear lacquer
transparent

400 ml 332 201



RAL 9005
jet black

400 ml 332 212



RAL 9010
pure white

400 ml 332 213

Spray cans 400 ml or touch-up pencils in 9 ml

Matt



Clear lacquer
transparent

400 ml 332 401
9 ml 431 401



RAL1021
colza yellow

400 ml 332 402



RAL 2004
pure orange

400 ml 332 403



RAL 3000
flame red

400 ml 332 404
9 ml 431 404



RAL 4006
traffic purple

400 ml 332 405



RAL 5010
gentian blue

400 ml 332 406
9 ml 431 406



RAL 5015
sky blue

400 ml 332 407



RAL 6002
leaf green

400 ml 332 408



RAL 6018
yellow green

400 ml 332 409



RAL 7035
light grey

400 ml 332 410




RAL 8017
chocolate brown

400 ml 332 411



RAL 9005
jet black

400 ml 332 412
9 ml 431 412



RAL 9010
pure white

400 ml 332 413
9 ml 431 413

Primer



white matt

400 ml 332 601
9 ml 431 601

Galvanised steel, aluminium and non-ferrous metals need to be pre-treated with a belton free primer water-based.

Radiator paint



RAL 9016
traffic white
semi gloss

400 ml 332 610
9 ml 431 610

In eight steps to the perfect result

1



The ideal work temperature lies at about + 20 °C. Avoid direct sunlight and draughts.

2




Remove the spray lock by first removing the spray head. Just place a screwdriver between the strap and lock ring. Lever the lock gently upwards and out. Do not throw the spray lock.

3



Place one of the two spray heads back onto the spray paint can with a slight twist. Shake this thoroughly for 1 minute so that the colour pigments are distributed evenly.

4



Before painting the actual object, test the colour and compatibility of the spray paint on a test object. Please ensure that all painted surfaces are clean, dry and free of grease.

Important NOTE:

Between spray passes or longer breaks, wipe the paint off the spray head with a damp cloth to prevent sticking of the spray head.

5



Hold the can upright and spray from a distance of 15 - 25 cm crosswise in several thin, misty layers. Start spraying from the outside of the object. Apply a final even after 5 - 10 minutes.

6



When you have completed the paint work, turn the spray paint can upside down and spray the valve until empty. For storage purposes, first remove the spray head, replace the spray lock and then the spray head again.

7



Your painted object is dust-dry after 45 minutes, completely dry, weathering- and UV-resistant after 24 h

8



Depending on requirements and surfaces, you can then apply belton free clearcoat to your painted object. This will create perfect and environmentally-friendly painting results.

Creativity from the spray paint

„belton is the brand for decorative and creative spray painting. You will find the right spray paint for any application in our broad product range.

We show you all the things you can do with belton free in our Pinterest and YouTube channels. Come and be inspired and start your individual DIY project!“

Your ideas with
belton free



Follow us on

 youtube.com/kwasnybelton

 pinterest.com/beltonlackspray




belton®

A good development from a good company

purecolor is the technology brand by the company Kwasny that stands for best in class in the field of ecological spray paints. The odourless and solvent-free deco to spray belton free is just the start, because we continue to research, development and launch of new ways of making our products more environmentally-friendly. This keeps the spray can technology at the best sustainability level.

Repairs, protection, marking, decorating - the versatility of our product has? no limit. This is also reflected by our drive to turn innovative technologies for the spray can field into user-friendly products. This has been our business policy for more than 50 years and will continue into the future: „The World of Spraypaint“.



**belton is a brand of the company
Peter Kwasny GmbH**

Heilbronner Str. 96
D-74831 Gundelsheim

Tel. +49 (0) 62 69 / 95-0
Fax +49 (0) 62 69 / 95 80

info@kwasny.de
www.kwasny.com